

10 tips for ensuring your Medicare Part B claims are squeaky clean!



CREDENTIAL PROVIDERS

Providers must be enrolled with Medicare and have a national provider identifier (NPI).

FILE THE RIGHT CLAIM FORM

Part B claims are submitted electronically or via the CMS-1500 paper form.




GET THE DATES RIGHT

Use the correct date format and be consistent.

KNOW YOUR OPTIONS

Complete required, conditional, and optional fields on the CMS-1500 claim form.

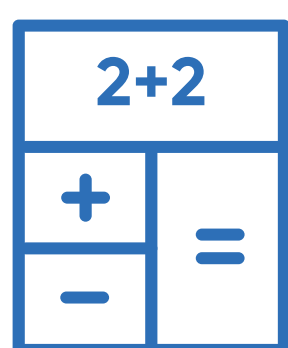



PRIMARY & SECONDARY PAYERS

Submit claims to the primary payer first.

SEQUENCE DIAGNOSIS CODES

List the diagnoses in order of priority.




CHECK UNITS OF SERVICE

A common billing error is calculating the number of units incorrectly.

IDENTIFY PROVIDERS

Note the billing & rendering provider on the claim.



DON'T FORGET THE SIGNATURE

Have the patient or authorized representative sign & date the claim.

FILE CLAIMS ON TIME

Submit claims no later than 12 months after the date of service.

